

# XP95

## ZONE MONITOR WITH ISOLATOR

### FUNCTION

The XP95 Zone Monitor with Isolator powers and controls the operation of a zone of up to 20 Orbis/ Series 65 Apollo fire detectors from the Apollo loop.

### FEATURES

The Zone Monitor with Isolator returns a preset analogue value when all detectors on the zone are in quiescent state. A different value is returned when a detector changes to the alarm state. The Zone Monitor with Isolator latches in the alarm state.

The Zone Monitor with Isolator is fitted with a bi-directional short circuit isolator and will be unaffected by loop short circuits on either the loop input or loop output.

### ELECTRICAL CONSIDERATIONS

The Zone Monitor with Isolator is loop powered and operates at 17–28V DC with protocol pulses of 5–9V.

### PROTOCOL COMPATIBILITY

The Zone Monitor with Isolator operates only with control equipment using the Apollo XP95 or Discovery protocol.

### MECHANICAL CONSTRUCTION

The Zone Monitor with Isolator is supplied with a backbox for surface mounting, and is for indoor use only.



Part no 55000-845 (surface mount)

Two LEDs, one red and one yellow, are visible through the front cover of the enclosure.

The red LED is illuminated to indicate that a fire alarm condition has been detected on the zone wiring. The yellow LED is illuminated whenever the built-in isolator has sensed a short circuit loop fault.

The backbox is a polycarbonate moulding.

### Dimensions and weight of Zone Monitor with Isolator (surface mount):

150mm x 90mm x 48mm

230g

### Technical Data

Line voltage	17V–28VDC
Zone voltage	
(Loop voltage > 22V)	19V±1V
(Loop voltage < 22V)	loop voltage –1.5V
Maximum current consumption at 24V	(5.1k EOL)
switch-on surge, max 150ms	3.5mA
quiescent	4mA + detector load
alarm	11mA
(19mA when increased current enabled)	
short-circuit	11mA
End-of-line resistor value	5.1k ± 5% 1/3W
Stabilisation time on power-up	4 seconds
Maximum capacitor on zone terminals	50µF
Operating temperature	–20°C to +70°C
Humidity (no condensation)	0% – 95%
IP rating	54

**CE** Marked

### Schematic diagram & wiring connections

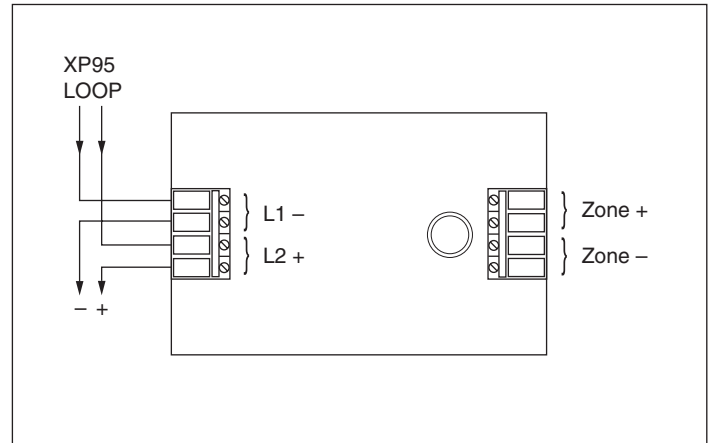


Fig.1 Loop connections

### EMC DIRECTIVE 89/336/EEC

The XP95 Zone Monitor with Isolator, Part No. 55000-845 complies with the essential requirements of the EMC directive 89/336/EEC, provided that it is used as described in this PIN sheet.

A copy of the Declaration of Conformity is available from Apollo on request.

Conformity of the XP95 Zone Monitor with Isolator with the EMC directive does not confer compliance with the directive on any apparatus or systems connected to it.

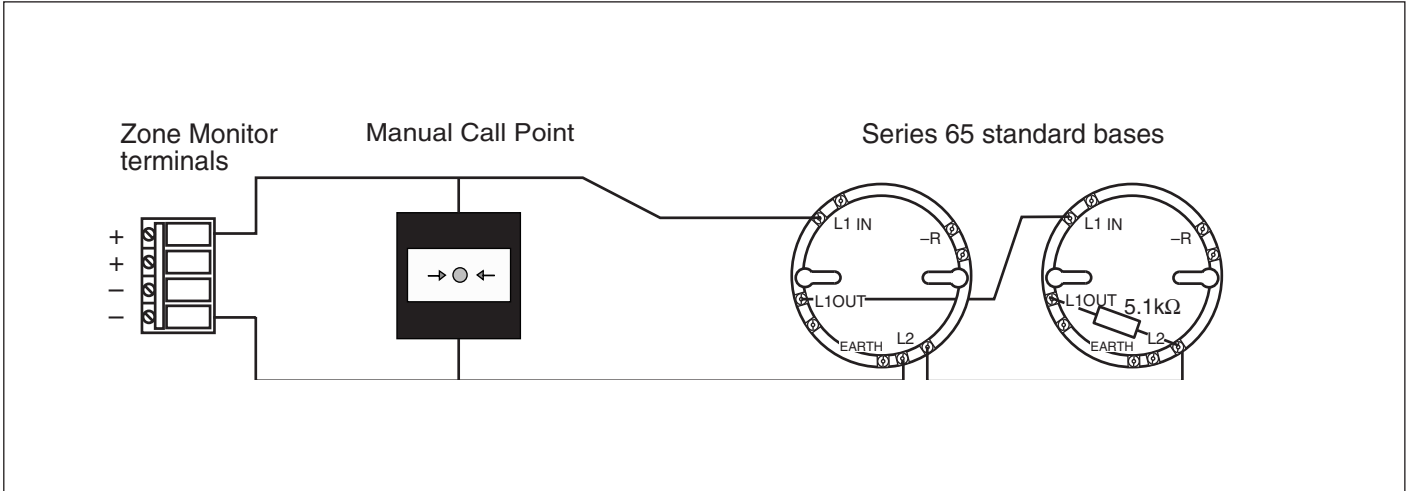


Fig.2 Zone connection — standard bases with 5.1 kΩ monitoring resistor at end-of-line

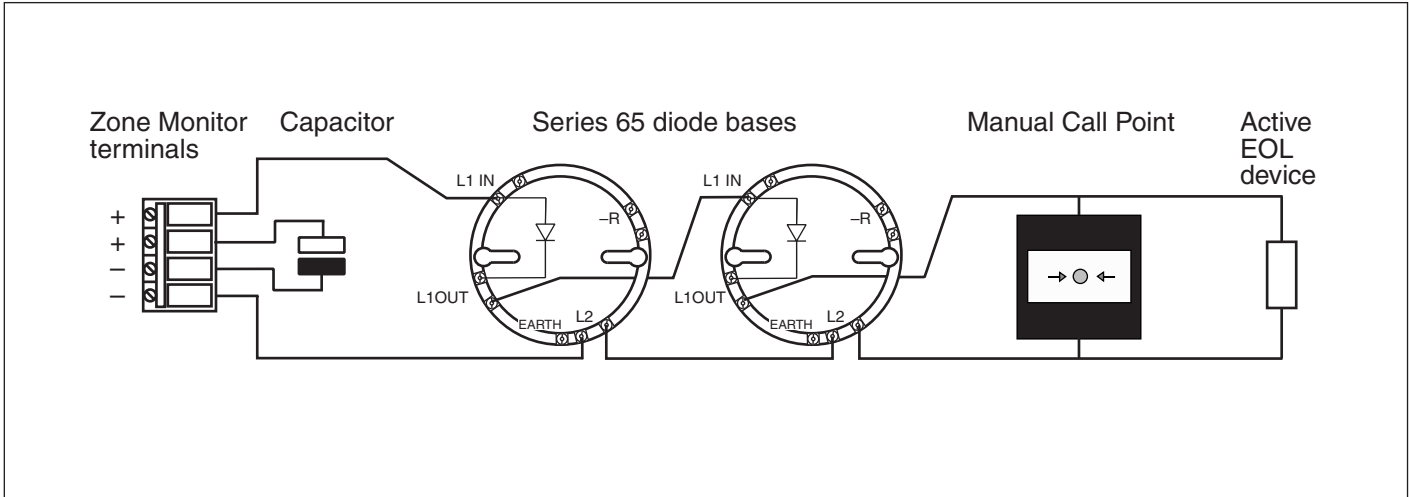


Fig.3 Zone connection — diode bases with active EOL device